

SPECIFICATION



Technical Details

LOA	10.40 m	34' 1"
Hull length	9.99 m	32' 9"
LWL	9.55 m	31' 4"
Beam	3.50 m	11' 6"

Draft

shallow keel	1.55 m	5' 1"
L-keel, medium	1.95 m	6' 5"

Displacement

shallow keel	approx.	6.70 t	14,771 lbs
L-keel, medium	approx.	6.56 t	14,462 lbs

Engine Diesel

standard	approx.	21.00 PS	21.00 hp
option	approx.	29.00 PS	29.00 hp

Fuel tank approx. 160 l 42 gal

Fresh water approx. 230 l 57 gal

CE Certificate A - 4 (XB1000, XE1000)

Design judel / vrolijk & co

Interior HanseYachts Design

Mast length above WL approx. 16.25 m 53' 4"

Total sail area approx. 55.90 m² 602 sq ft

Main sail

standard approx. 34.00 m² 366 sq ft

furling approx. 31.50 m² 339 sq ft

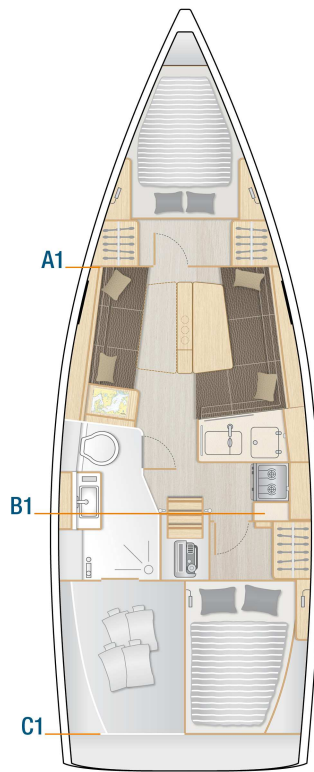
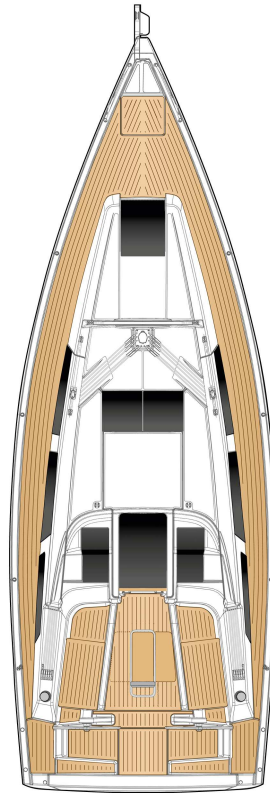
Self-tacking jib approx. 21.90 m² 236 sq ft

Crossover approx. 63.00 m² 678 sq ft

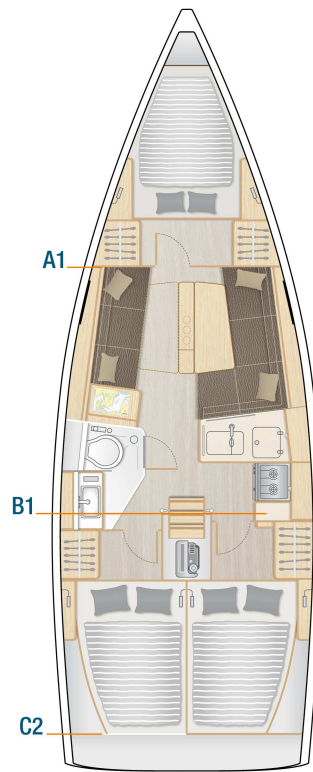
Gennaker approx. 87.70 m² 944 sq ft

348

All measurements/figures are approximate. Errors and omissions excepted. Specification and material can be changed without notice. Valid from 2021.11.30.



Standard



Option

HULL

- 2 hull windows (1 each side)
- GRP hull, isophthalic gelcoat, colour Signal White (RAL 9003), 1st layer vinyl ester resin and solid laminat
- Waterline and cove line, isophthalic gelcoat, colour: Dark Grey (RAL 7043)

KEEL

- L-keel, cast iron, draft: 1.95 m
- GRP rudder with sea-water resistant aluminium shaft and selfaligning bearings

LAYOUT & INTERIOR

- A1: Master cabin with double V-berth and storage space
- B1: Saloon with L-galley, dining area on stb and sofa on port
- C1: Aft cabin with double berth and storage space on stb, utility room on port - separate head with shower stall on port
- 2-burner gas stove, 12 V fridge approx. 130 l, waste bin, double stainless steel sink with mixing tab
- Interior furniture in high quality marine plywood, satin varnish
- Hanse companionway closing system
- Saloon table, folding with stowage
- Worktop in galley - Black Quartz

WOOD (FURNITURE, FLOORBOARD)

- Furniture - Mahogany Style, Satin Varnish
- Cupboard fronts in wood colour
- Floorboard - Acacia

UPHOLSTERY

- Mattresses for all berths
- Upholstery - Monte Carlo, colour: Cream

DECK & OUTSIDE EQUIPMENT

- GRP deck with antislip surface, isophthalic gelcoat, colour: Signal White (RAL 9003), 1st layer vinyl ester resin with balsa sandwich core. Cockpit lockers on port and stb, anchor locker at bow.
- Teak on cockpit benches
- Twin wheel steering system with emergency tiller
- 2 stainless steel steering wheels with leather cover
- Pulpit and pushpit, stainless steel

- Railing, incl. stanchions and stainless steel wire
- Halyards and control lines with organizers and jammers on coach roof, 4 mooring cleats, handrails on coach roof, bow anchor fitting with teakstep
- 2 LEWMAR 40 ST EVO manual halyard winches
- Swimming ladder
- Self tacking jib system
- Mainsheet system
- 5 deck hatches - openable, anchor locker hatch, stowage on coach roof with acrylic glass hatch
- 6 deck coach roof windows, acrylic glass next to companionway

RIG & SAILS

- Rig, anodized aluminium, deck stepped, with kicker, standing and running rigging and 2 reefs
- Manual jib furler
- QUANTUM Dacron sails - full battened, main and jib

NAVIGATION & INSTRUMENTS

- Illuminated compass
- Navigation lights - LED

PROPULSION

- Fuel tank, approx. 160 l
- Engine (Diesel, approx. 21 hp) - saildrive, 2-blade fix propeller

EQUIPMENT

- 12 V and 230 V electric system with main panels and 230 V shore power and sockets
- AGM battery set, capacity: 1x 90 Ah + 1x 160 Ah AGM
- Country Version: EU / AUS
- Battery charger 35 A
- Manual toilet with sea water flush
- LPG gas system, stowage for 1 gas bottle
- Black water system (appr. 35 l) with deck extraction and seacock for head, electric and manual bilge pump
- Fresh water system with electric pump
- Fresh water tank, appr. 210 l

SHIPPING & TRANSPORT

- CE - Certificate cat. A - 4 (XB1000, XE1000) / B - 8 / C - 10 / D - 12
- Owners manual
- EC - Type Examination Certificate